











| GENERATOR MODEL | | | HNWC640D | |
|--|--------------------------|--------|-----------|-----------|
|  | Generator Specifications | | PRP | ESP |
|  | Power | kW/kVA | 640 / 800 | 720 / 900 |
|  | Rated Speed | r.p.m. | 1500 | |
|  | Available Voltages | V | 230~400 | |
|  | Frequency | Hz | 50 | |
|  | Phase | | 3-PH | |
|  | Power Factor | CosØ | 0.8 | |
|  | Fuel Cons 100% | L/H | 166.6 | |
|  | Auxiliary Voltage | DC | 24V | |
| | Number Of Batteries | | 2 | |



Emergency standby Power (ESP):

Applicable for supplying power to varying electrical load for the duration of power interruption of a reliable utility source. Emergency Standby Power (ESP) is in accordance with ISO 8528. Fuel Stop power in accordance with ISO 3046, AS 2789, DIN 6271 and BS 5514.

Prime Power (PRP):

Applicable for supplying power to varying electrical load for unlimited hours. PrimePower (PRP) is in accordance with ISO 8528. Ten percent overload capability is available in accordance with ISO 3046, AS 2789, DIN 6271 and BS 5514.

Continuous Power (COP):

Applicable for supplying power continuously to a constant electrical load for unlimited hours. Continuous Power (COP) in accordance with ISO 8528, ISO 3046, AS 2789, DIN 6271 and BS 5514.

Key power generators are CE certified and conform to the following Directives:

EN 12100:2010, EN ISO 8528-13: 2016, EN 60204-1: 2018, EN 61000-6-2:2019, 2006/42/CE Machinery safety

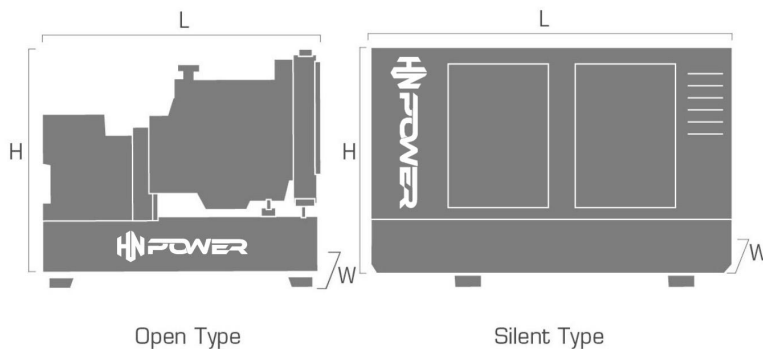
2014/35/EU Low voltage

2014/30/EU Electromagnetic compatibility • Power according to ISO 8528 and ISO 3046 • Ambient reference conditions 1000 mbar, 25°C, 30% relative humidity. Information based on standard specification equipment unless otherwise stated.



| DIMENSION | | | OPEN TYPE | SILENT TYPE |
|--|------------|----|-----------|-------------|
|  | Length (L) | mm | 4100 | 5500 |
|  | Width (W) | mm | 2000 | 2300 |
|  | Height (H) | mm | 2250 | 2500 |
|  | Dry Weight | Kg | 7100 | 11100 |
|  | Fuel Tank | L | OPTION | OPTION |

Dimension and Weight



Weights and dimensions based on standard products. Technical data described in this catalogue correspond to the available information at the moment of printing. The illustrations and images are indicative and may not coincide in their entirety with the product. Industrial design under patent.



Engine Specifications

| ENGINE | WEICHAI |
|----------------------|-----------------------|
| Engine Model | 8M33D800E200 |
| Number Of Cylinders | Eight |
| Cylinder Arrangement | V-Type |
| Cycle | Four Stroke |
| Bore x Stroke | 150 × 185 mm |
| Displacement | 26.14 L |
| Voltage Frequency | 50HZ |
| Prime Power/Speed | 912 / 1500 [kva/rpm] |
| Standby Power/Speed | 1000 / 1500 [kva/rpm] |

| ENGINE | WEICHAI |
|------------------------------|-----------------------------|
| Air Intake Mode | Turbocharged&Intercooled |
| Speed Governor | Electronic Speed Regulation |
| Start Type | Electrical |
| Compression Ratio | 15:1 |
| Speed Stability (%) | ≤3% |
| Consumption @ 100% load PRP | 166.6 L/H |
| Emission | GB 20891-2014 Stage II |
| Coolong System (Open Type) | 50°C Tropical Radiator |
| Coolong System (Silent Type) | 50°C Tropical Radiator |

Alternator Specifications

| ALTERNATOR | |
|---------------------|---------------------------|
| Alternator Model | HNI-404C |
| Prime Power/Speed | 800 / 1500 [kva/rpm] |
| Standby Power/Speed | 840 / 1500 [kva/rpm] |
| Rated Voltage | 400V |
| Voltage Frequency | 50HZ |
| Exciter Type | Brushless, Single bearing |
| Excitation System | AVR |

| ALTERNATOR | |
|----------------------------------|---------------|
| Winding Structure | 2/3 pitch |
| Insulation Grade | H |
| Protection Grade | IP22 |
| Power Factor | 0.8 |
| Stable Voltage Regulation Rate | ≤ ±1% |
| Transient Voltage Regulation | ≤ -18% ~ +20% |
| Voltage Waveform Distortion rate | THD≤ 3% |



Controller Brands

