









GENERATOR MODEL			HNSC64D	
	Generator Specifications		PRP	ESP
	Power	kW/kVA	64 / 80	72 / 90
	Rated Speed	r.p.m.	1500	
	Available Voltages	V	230 ~ 400	
	Frequency	Hz	50	
	Phase		3-PH	
	Power Factor	CosØ	0.8	
	Fuel Cons 100%	L/H	16.4	
	Auxiliary Voltage	DC	24V	
	Number Of Batteries		2	



Emergency standby Power (ESP):

Applicable for supplying power to varying electrical load for the duration of power interruption of a reliable utility source. Emergency Standby Power (ESP) is in accordance with ISO 8528. Fuel Stop power in accordance with ISO 3046, AS 2789, DIN 6271 and BS 5514.

Prime Power (PRP):

Applicable for supplying power to varying electrical load for unlimited hours. PrimePower (PRP) is in accordance with ISO 8528. Ten percent overload capability is available in accordance with ISO 3046, AS 2789, DIN 6271 and BS 5514.

Continuous Power (COP):

Applicable for supplying power continuously to a constant electrical load for unlimited hours. Continuous Power (COP) in accordance with ISO 8528, ISO 3046, AS 2789, DIN 6271 and BS 5514.


Key power generators are CE certified and conform to the following Directives:

EN 12100:2010, EN ISO 8528-13: 2016, EN 60204-1: 2018, EN 61000-6-2:2019, 2006/42/CE Machinery safety

2014/35/EU Low voltage

2014/30/EU Electromagnetic compatibility • Power according to ISO 8528 and ISO 3046 • Ambient reference conditions 1000 mbar, 25°C, 30% relative humidity. Information based on standard specification equipment unless otherwise stated.



DIMENSION			OPEN TYPE	SILENT TYPE
	Length (L)	mm	1750	2500
	Width (W)	mm	850	1000
	Height (H)	mm	1300	1450
	Dry Weight	Kg	900	1450
	Fuel Tank	L	OPTION	OPTION

Dimension and Weight



Weights and dimensions based on standard products. Technical data described in this catalogue correspond to the available information at the moment of printing. The illustrations and images are indicative and may not coincide in their entirety with the product. Industrial design under patent.



Engine Specifications

ENGINE	SEDC
Engine Model	4ZTAA4.1-G31
Number Of Cylinders	Four
Cylinder Arrangement	In-Line
Cycle	Four Stroke
Bore x Stroke	105 × 118 mm
Displacement	4.1 L
Voltage Frequency	50HZ
Prime Power/Speed	92 / 1500 [kva/rpm]
Standby Power/Speed	101 / 1500 [kva/rpm]

ENGINE	SEDC
Air Intake Mode	Turbocharged
Speed Governor	Electronic Speed Regulation
Start Type	Electrical
Compression Ratio	18.5:1
Speed Stability (%)	≤3%
Consumption @ 100% load PRP	16.4 L/H
Emission	GB 20891-2014 Stage III
Coolong System (Open Type)	50°C Tropical Radiator
Coolong System (Silent Type)	50°C Tropical Radiator

Alternator Specifications

ALTERNATOR	
Alternator Model	HNI-224GS
Prime Power/Speed	80 / 1500 [kva/rpm]
Standby Power/Speed	85 / 1500 [kva/rpm]
Rated Voltage	400V
Voltage Frequency	50HZ
Exciter Type	Brushless, Single bearing
Excitation System	AVR

ALTERNATOR	
Winding Structure	2/3 pitch
Insulation Grade	H
Protection Grade	IP22
Power Factor	0.8
Stable Voltage Regulation Rate	≤ ±1%
Transient Voltage Regulation	≤ -18% ~ +20%
Voltage Waveform Distortion rate	THD≤ 3%



Controller Brands

